


2008-09 Arizona AYP Status

Compiled by Office of Educational Research & Statistics
Source: Arizona State Department of Education


On Navajo Nation Schools - Arizona Department of Education SY2008-09											
District Count	District	School Count	School	AYP Determination	Met Percent Tested	Met Test Objective	Met Attendance Rate	Met Graduation Rate	AZ LEARNS Achievement Profile		
1	Cedar Unified District	1	Jedito School	No	Yes	No	Yes	N/A	Performing Plus		
		2	White Cone High School	No	Yes	No	Yes	Yes	Performing		
		Met AYP		0							
		Did Not Meet AYP		2							
2	Chinle Unified District	3	Canyon De Chelly Elementary School	No	Yes	No	Yes	N/A	Performing		
		4	Chinle Elementary School	No	Yes	No	Yes	N/A	Performing		
		5	Chinle High School	Yes	Yes	Yes	Yes	Yes	Performing		
		6	Chinle Junior High School	No	Yes	No	Yes	N/A	Performing		
		7	Many Farms Elementary School	Yes	Yes	Yes	Yes	N/A	Performing Plus		
		8	Tsaile Elementary School	No	Yes	No	Yes	N/A	Performing Plus		
		Met AYP		2							
		Did Not Meet AYP		4							
3	Flagstaff Unified District	9	Leupp Public School	No	Yes	No	Yes	N/A	Performing		
		Met AYP		0							
		Did Not Meet AYP		1							
4	Ganado Unified School District	10	Ganado High School	No	Yes	No	No	Yes	Performing		
		11	Ganado Intermediate School	Yes	Yes	Yes	Yes	N/A	Performing Plus		
		12	Ganado Middle School	Yes	Yes	Yes	Yes	N/A	Performing		
		13	Ganado Primary School	Yes	Yes	Yes	Yes	N/A	Performing Plus		
		Met AYP		3							
Did Not Meet AYP		1									
5	Holbrook Unified District	14	Indian Wells Elementary	Yes	Yes	Yes	Yes	N/A	Performing Plus		
		Met AYP		1							
		Did Not Meet AYP		0							
6	Kayenta Unified District	15	Kayenta Intermediate School	Yes	Yes	Yes	Yes	N/A	Performing Plus		
		16	Kayenta Middle School	No	Yes	No	Yes	N/A	Performing		
		17	Kayenta Primary School	Yes	Yes	Yes	Yes	N/A	Performing		
		18	Monument Valley High School	No	Yes	No	Yes	Yes	Performing		
		Met AYP		2							
Did Not Meet AYP		2									
7	Pinon Unified District	19	Pinon Elementary School	No	Yes	No	Yes	N/A			
		20	Pinon High School	Yes	Yes	Yes	Yes	Yes	Performing		
		21	Pinon Middle School	No	Yes	No	Yes	N/A	Performing Plus		
		Met AYP		1							
Did Not Meet AYP		2									



2008-09 Arizona AYP Status

Compiled by Office of Educational Research & Statistics
Source: Arizona State Department of Education

District Count	District	School Count	School	AYP Determination	Met Percent Tested	Met Test Objective	Met Attendance Rate	Met Graduation Rate	AZ LEARNS Achievement Profile	
8	Red Mesa Unified District	22	Red Mesa Elementary School	Yes	Yes	Yes	Yes	N/A	Performing	
		23	Red Mesa High School	No	No	Yes	Yes	Yes	Performing	
		24	Red Mesa Junior High School	No	No	Yes	Yes	N/A	Performing Plus	
		25	Round Rock Elementary School	No	Yes	No	Yes	N/A	Performing	
					Met AYP	1				
			Did Not Meet AYP	3						
9	Sanders Unified District	26	Sanders Elementary School	Yes	Yes	Yes	Yes	N/A	Performing	
		27	Sanders Middle School	No	Yes	No	Yes	N/A	Performing	
		28	Valley High School	No	No	Yes	Yes	Yes	Underperforming	
					Met AYP	1				
			Did Not Meet AYP	2						
10	Tuba City Unified District	29	Dzil Libei Elementary School	No	Yes	No	Yes	N/A	Performing Plus	
		30	Eagles Nest Intermediate School	No	Yes	No	Yes	N/A	Performing	
		31	Gap/Tsinaabaas Ha'bitiin Elementary School	Yes	Yes	Yes	Yes	N/A	Performing Plus	
		32	Tuba City Alternative High School	No	Yes	Yes	Yes	No	Performing	
		33	Tuba City High School	Yes	Yes	Yes	No	Yes	Performing	
		34	Tuba City Junior High School	No	Yes	No	Yes	N/A	Performing	
		35	Tuba City Primary School	Yes	Yes	Yes	Yes	N/A	Performing	
					Met AYP	3				
			Did Not Meet AYP	4						
11	Window Rock Unified District	36	Dine Bi'Olta Immersion School	No	Yes	No	Yes	N/A	Performing Plus	
		37	Tse Ho Tso Intermediate Learning Center	No	Yes	No	Yes	N/A	Performing Plus	
		38	Sawmill School	Yes	Yes	Yes	Yes	N/A	Performing	
		39	Tse Ho Tso Middle School	No	Yes	No	Yes	N/A	Performing	
		40	Tse Ho Tso Primary Learning Center							
		41	Window Rock Elementary School	Yes	Yes	Yes	Yes	N/A	Performing Plus	
		42	Window Rock High School	Yes	Yes	Yes	Yes	Yes	Performing	
					Met AYP	3				
					Did Not Meet AYP	3				
					No AYP Status	1				
			Met AYP	17						
			Did Not Meet AYP	24						
			No AYP Status	1						



2008-09 Arizona AYP Status

Compiled by Office of Educational Research & Statistics
Source: Arizona State Department of Education


Off Navajo Nation Schools - Arizona Department of Education SY2008-09

District Count	District	School Count	School	AYP Determination	Met Percent Tested	Met Test Objective	Met Attendance Rate	Met Graduation Rate	AZ LEARNS Achievement Profile
1	Flagstaff Unified District								
		1	Charles W. Sechrist Elementary School	Yes	Yes	Yes	Yes	N/A	Excelling
		2	Coconino High School	No	Yes	No	Yes	Yes	Performing
		3	Eva Marshall Elementary School	Yes	Yes	Yes	Yes	N/A	Highly Performing
		4	Flagstaff High School	Yes	Yes	Yes	Yes	Yes	Excelling
		5	Flagstaff Middle School	No	Yes	No	Yes	N/A	Highly Performing
		6	John Q. Thomas Elementary School	Yes	Yes	Yes	Yes	N/A	Performing
		7	Lura Kinsey Elementary School	Yes	Yes	Yes	Yes	N/A	Performing Plus
		8	Manuel DeMiguel Elementary School	Yes	Yes	Yes	Yes	N/A	Highly Performing
		9	Mount Elden Middle School	No	No	No	Yes	N/A	Performing
		10	Neil V. Christensen School	Yes	Yes	Yes	Yes	N/A	Performing Plus
		11	Project New Start						
		12	Sinagua High School	Yes	Yes	Yes	Yes	Yes	Excelling
		13	South Beaver Elementary School	Yes	Yes	Yes	Yes	N/A	Performing
		14	Sturgeon Cromer Elementary School	Yes	Yes	Yes	Yes	N/A	Performing Plus
		15	Thomas M. Knoles Elementary School	Yes	Yes	Yes	Yes	N/A	Excelling
		16	W.F. Killip Elementary School	Yes	Yes	Yes	Yes	N/A	Performing Plus
		17	Weitzel's Puente de Hozho Bilingual Magnet	Yes	Yes	Yes	Yes	N/A	Performing Plus
				Met AYP	13				
				Did Not Meet AYP	3				
				No AYP Status	1				

District Count	District	School Count	School	AYP Determination	Met Percent Tested	Met Test Objective	Met Attendance Rate	Met Graduation Rate	AZ LEARNS Achievement Profile
2	Holbrook Unified District								
		18	Holbrook High School	Yes	Yes	Yes	Yes	Yes	Performing
		19	Holbrook Junior High School	Yes	Yes	Yes	Yes	N/A	Performing Plus
		20	Hulet Elementary School	Yes	Yes	Yes	Yes	N/A	Highly Performing
		21	Park Elementary School	Yes	Yes	Yes	Yes	N/A	Excelling
				Met AYP	4				
				Did Not Meet AYP	0				

District Count	District	School Count	School	AYP Determination	Met Percent Tested	Met Test Objective	Met Attendance Rate	Met Graduation Rate	AZ LEARNS Achievement Profile
3	Page Unified District								
		22	Desert View Elementary School	No	Yes	No	Yes	N/A	Performing
		23	Lake View Elementary School	No	Yes	No	Yes	N/A	Performing Plus
		24	Page High School	No	No	Yes	Yes	Yes	Performing
		25	Page Middle School	No	Yes	No	Yes	N/A	Performing Plus
				Met AYP	0				
				Did Not Meet AYP	4				

District Count	District	School Count	School	AYP Determination	Met Percent Tested	Met Test Objective	Met Attendance Rate	Met Graduation Rate	AZ LEARNS Achievement Profile
4	Winslow Unified District								
		26	Bonnie Brennan School	Yes	Yes	Yes	Yes	N/A	Performing Plus
		27	Jefferson Elementary School	Yes	Yes	Yes	Yes	N/A	Performing Plus
		28	Washington School	Yes	Yes	Yes	Yes	N/A	Performing Plus
		29	Winslow High School	Yes	Yes	Yes	No	Yes	Performing
		30	Winslow Junior High School	Yes	Yes	Yes	Yes	N/A	Underperforming
				Met AYP	5				
				Did Not Meet AYP	0				
				Met AYP	22				
				Did Not Meet AYP	7				
				No AYP Status	1				



2008-09 Arizona AYP Status

Compiled by Office of Educational Research & Statistics
Source: Arizona State Department of Education

On Navajo Nation Charter Schools - Arizona Department of Education SY2008-09									
District Count	District	School Count	School	AYP Determination	Met Percent Tested	Met Test Objective	Met Attendance Rate	Met Graduation Rate	AZ LEARNS Achievement Profile
1	Developing Innovations in Navajo Education, Inc.								
		1	DINE Southwest High School	No	Yes	Yes	No	No	Underperforming
1	Kin Dah Lichii Olta', Inc.								
		1	Kin Dah Lichii Olta', Inc.	No	Yes	No	Yes	N/A	Performing
2	Little Singer Community School Board, Inc.								
		2	Little Singer Community Junior High	Yes	Yes	Yes	Yes	N/A	Performing
3	Nazlini Community School, Inc.								
		3	Nazlini Charter School	No	Yes	Yes	Yes	N/A	Performing
4	Shonto Governing Board of Education, Inc.								
		5	Shonto Preparatory Technology High School	No	No	No	Yes	No	Performing
				Met AYP	1				
				Did Not Meet AYP	4				